Stateful patterns with Azure Functions

Massimo Bonanni

Paranormal Trainer, with the head in the Cloud and all the REST in microservices!

massimo.bonanni@microsoft.com

@massimobonanni

What is serverless?

Full abstraction of servers

Developers can just focus on their code—there are no distractions around server management, capacity planning, or availability.

Instant, event-driven scalability

Application components react to events and triggers in near real-time with virtually unlimited scalability; compute resources are used as needed.

Pay-per-use

Only pay for what you use: billing is typically calculated on the number of function calls,
code execution time, and memory used.*

*Supporting services, like storage and networking, may be charged separately.

What are Azure Functions?

Events

React to timers, HTTP, or events from your favorite Azure services, with more on the way

Code

Author functions in C#, F#, Node.JS, Java, and more

Outputs

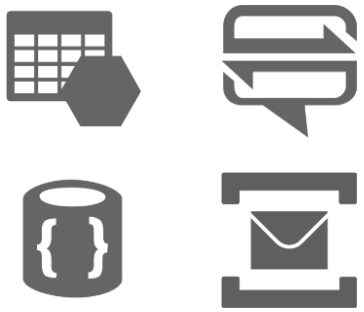

Send results to an ever-growing collection of services

Principles and best practices…

Functions must be stateless

Functions cannot call other functions

Functions should do only one thing

… and workflows!?!?!

Workflow manages state

Workflow is interactions between components

Workflows must do more than one thing


Watchu talkin about
Massimo?

The magic is Durable Functions!!

What are Durable Functions?

Azure Functions Extension

Based on Azure Functions

Adds new Triggers and Bindings

Manages state, checkpoints, and restarts

Durable Task Framework

Long running persistent workflows in C#

Used within various teams at Microsoft to reliably orchestrate long running operations

Languages

C#

JavaScript

F#

Durable Function components

Client

Is the triggered functions that will create new instances of an orchestration.

It is the entry point for creating an instance of a durable orchestration

Orchestrator

Is the heart of a durable function.

Orchestrator functions describe the way and order actions are executed.

Activity

Is the basic unit of work in a durable orchestration.

An activity function must be triggered by an activity trigger.

Function chaining

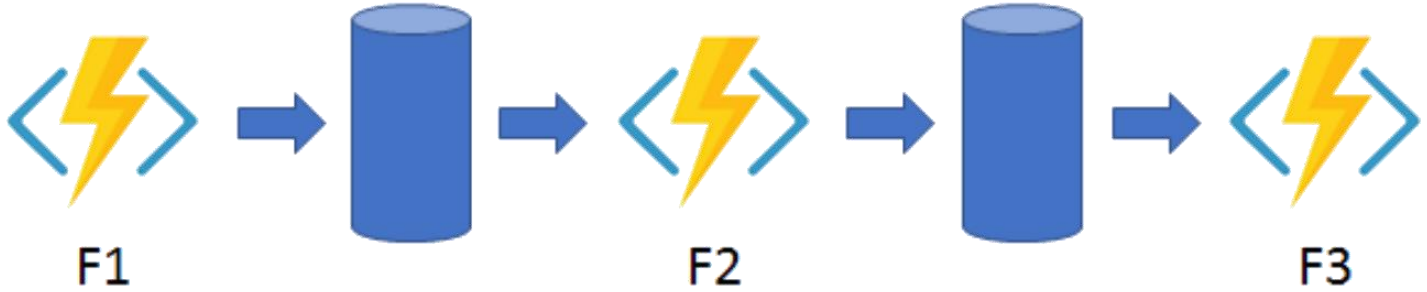

- Relations between functions and queues aren't clearly identifying
- Queues are an implementation detail
- Operation context management is difficult
- Error handling is difficult

Function chaining in Durable Functions

Orchestrator Function

```
[FunctionName("FunctionsChainingOrchestrator")]
public static async Task<int> Orchestrator([OrchestrationTrigger] IDurableOrchestrationContext context)
{
    try
    {
        var x = await context.CallActivityAsync<int>("F1", null);
        var y = await context.CallActivityAsync<int>("F2", x);
        return await context.CallActivityAsync<int>("F3", y);
    }
    catch (Exception)
    {
        // Error handling ...
    }
    return 0;
}
```

Activity Functions

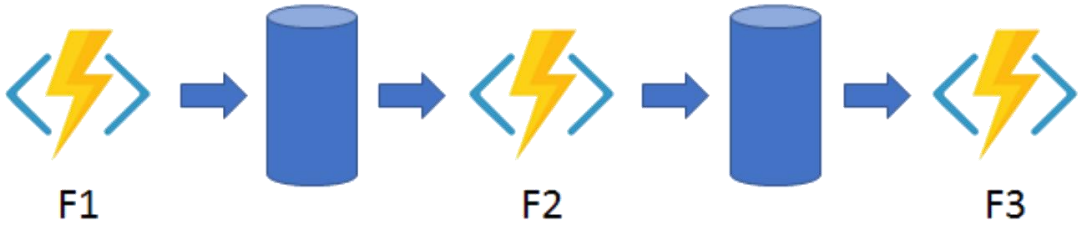

Function chaining in Durable Functions

```
[FunctionName("FunctionsChainingOrchestrator")]
public static async Task<int> Orchestrator([OrchestrationTrigger] IDurableOrchestrationCo
{
    try
    {
        var x = await context.CallActivityAsync<int>("F1", null);
        var y = await context.CallActivityAsync<int>("F2", x);
        return await context.CallActivityAsync<int>("F3", y);
    }
    catch (Exception)
    {
        // Error handling ...
    }
    return 0;
}
```

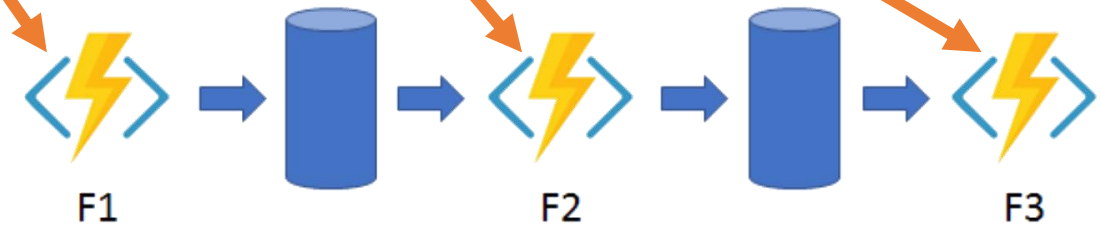

The magic is Event Sourcing!!

Orchestrator Function

```
1. var x = await context.CallActivityAsync<int>("F1", null);
2. var y = await context.CallActivityAsync<int>("F2", x);
3. return  await context.CallActivityAsync<int>("F3", y);
```

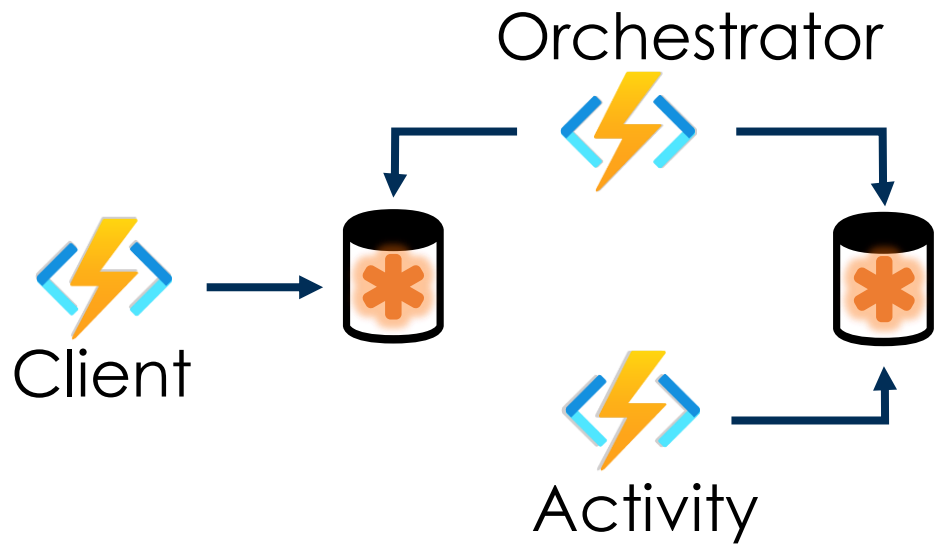


```
F1 => return 42;
```

```
F2 => return value + 1;
```

```
F3 => return value + 2;
```

Event History

Orchestrator Started
Task Scheduled, F1
Task Completed, F1 => 42
Task Scheduled, F2
Task Completed, F2 => 43
Task Scheduled, F3
Task Completed, F3 => 45
Orchestrator Completed => 45

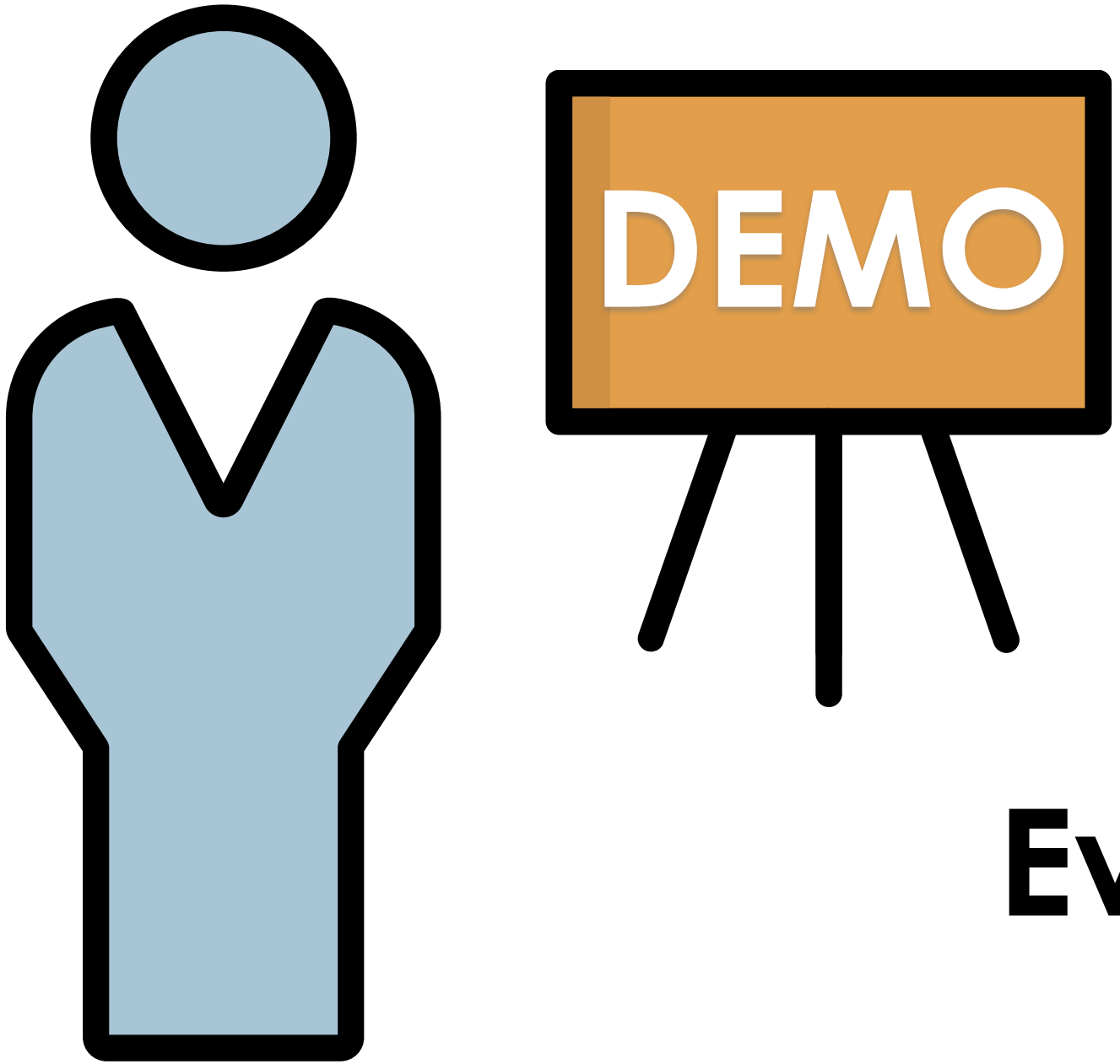

Events History

Orchestrator **MUST** be deterministic

- Never write logic that depends on random numbers, current date/time, delay, etc.
- Never do I/O in the orchestrator function
- Never start custom thread in the orchestrator function
- Do not write infinite loops

FanIn-FanOut

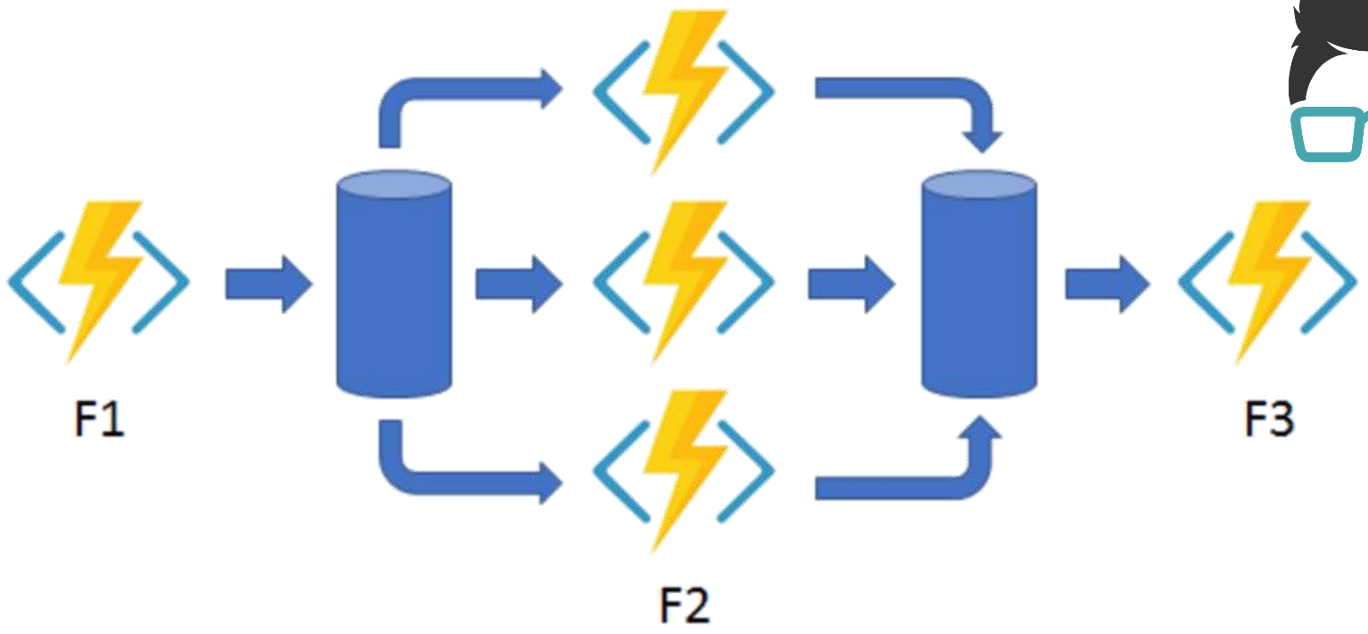

- FanIn is simple, but FanOut is more complicated
- The platform must track progress of all work
- All the same issues of Function Chain

FanIn-FanOut in Durable Functions

```
[FunctionName("FanOutFanInOrchestrator")]
public static async Task<int> Run([OrchestrationTrigger] IDurableOrchestrationContext context)
{
    var parallelTasks = new List<Task<int>>();

    var workBatch = await context.CallActivityAsync<int[]>("F1", null);

    for (var i = 0; i < workBatch.Length; i++)
    {
        Task<int> task = context.CallActivityAsync<int>("F2", workBatch[i]);
        parallelTasks.Add(task);
    }
    await Task.WhenAll(parallelTasks);
    var sum = parallelTasks.Sum(t => t.Result);

    return await context.CallActivityAsync<int>("F3", sum);
}
```

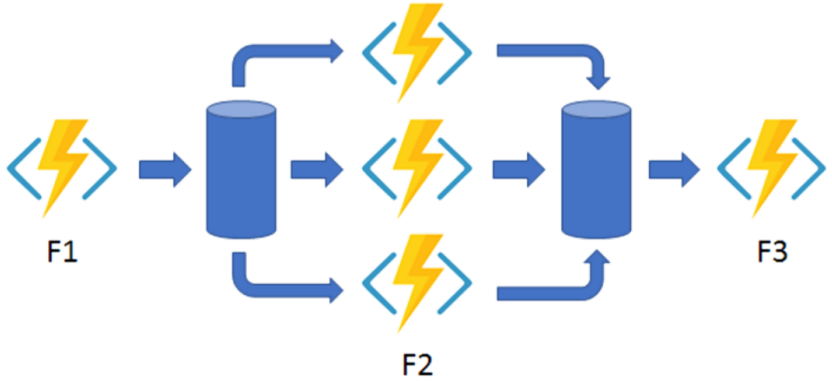

FanIn-FanOut in Durable Functions

```
[FunctionName("FanOutFanInOrchestrator")]
public static async Task<int> Run([OrchestrationTrigger] IDurableOrchestrationContext context)
{
    var parallelTasks = new List<Task<int>>();

    var workBatch = await context.CallActivityAsync<int[]>("F1", null);

    for (var i = 0; i < workBatch.Length; i++)
    {
        Task<int> task = context.CallActivityAsync<int>("F2", workBatch[i]);
        parallelTasks.Add(task);
    }
    await Task.WhenAll(parallelTasks);
    var sum = parallelTasks.Sum(t => t.Result);

    return await context.CallActivityAsync<int>("F3", sum);
}
```

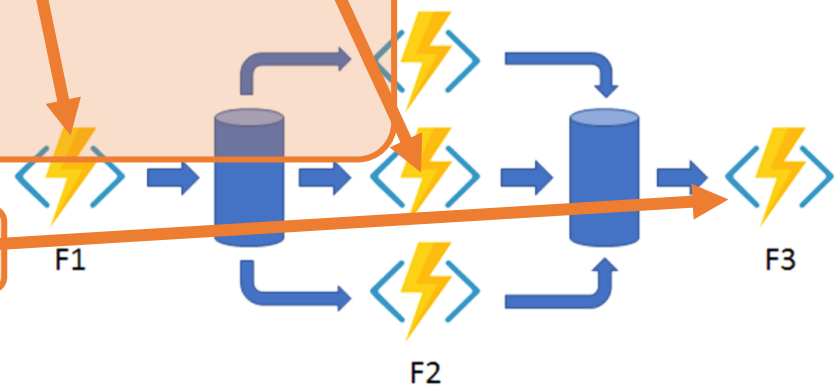

Human interaction

- Handling race conditions between timeouts and approval
- Need mechanism for implementing and cancelling timeout events
- Same issues as the other pattern

Human Interaction in Durable Functions

```
[FunctionName("HumanInteractionOrchestrator")]
public static async Task Run([OrchestrationTrigger] IDurableOrchestrationContext context)
{
    await context.CallActivityAsync("RequestApproval", null);
    using (var timeoutCts = new CancellationTokenSource())
    {
        DateTime dueTime = context.CurrentUtcDateTime.AddHours(72);
        Task durableTimeout = context.CreateTimer(dueTime, timeoutCts.Token);

        Task<bool> approvalEvent = context.WaitForExternalEvent<bool>("ApprovalEvent");

        if (approvalEvent == await Task.WhenAny(approvalEvent, durableTimeout))
        {
            timeoutCts.Cancel();
            await context.CallActivityAsync("ProcessApproval", approvalEvent.Result);
        }
        else
        {
            await context.CallActivityAsync("Escalate", null);
        }
    }
}
```

Human Interaction in Durable Functions

```
[FunctionName("HumanInteractionOrchestrator")]
public static async Task Run([OrchestrationTrigger] IDurableOrchestrationContext context)
{
    await context.CallActivityAsync("RequestApproval", null);
    using (var timeoutCts = new CancellationTokenSource())
    {
        DateTime dueTime = context.CurrentUtcDateTime.AddHours(72);
        Task durableTimeout = context.CreateTimer(dueTime, timeoutCts.Token);

        Task<bool> approvalEvent = context.WaitForExternalEvent<bool>("ApprovalEvent");

        if (approvalEvent == await Task.WhenAny(approvalEvent, durableTimeout))
        {
            timeoutCts.Cancel();
            await context.CallActivityAsync("ProcessApproval", approvalEvent.Result);
        }
        else
        {
            await context.CallActivityAsync("Escalate", null);
        }
    }
}
```

Aggregator

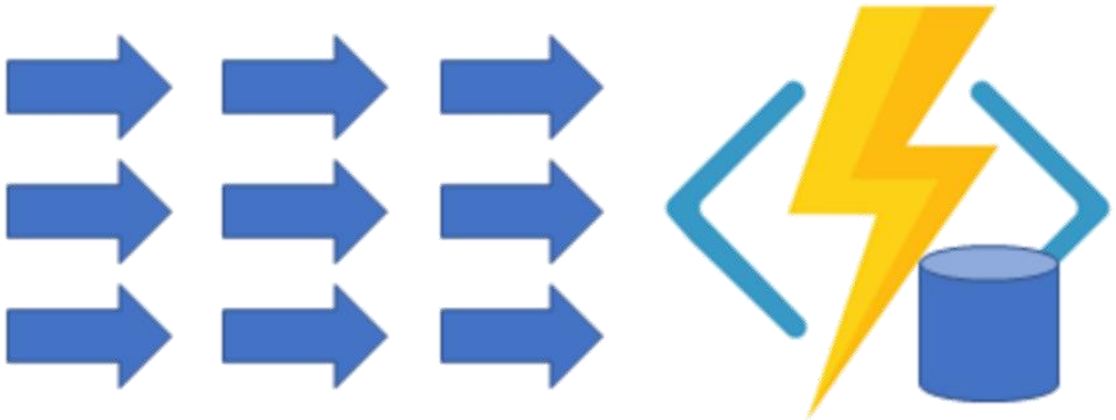

- Storing the state
- Correlation of event for a particular state
- Syncronization of access to the state

The magic is Durable Entities!!

Actor model

- The actor model in computer science is a mathematical model of concurrent computation (originated in 1973).

- In response to a message it receives, an actor can:
  - make local decisions,
  - create more actors,
  - send more messages,
  - determine how to respond to the next message received.

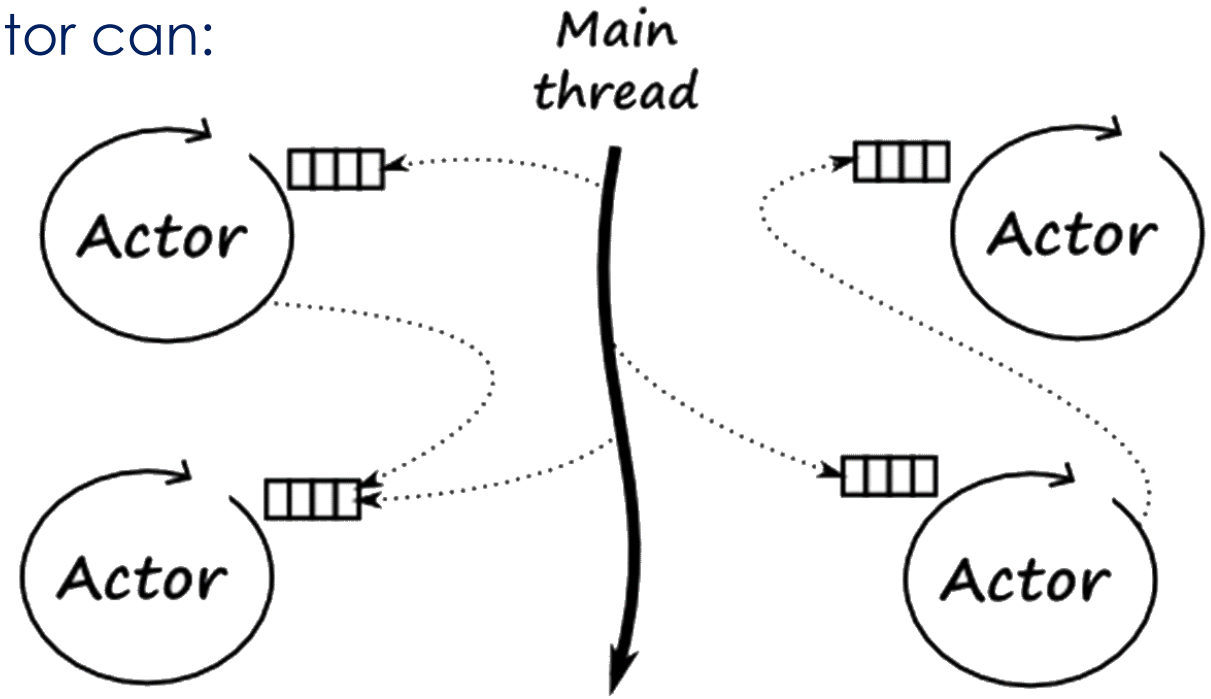

- Actors have their own private state.

- Actors can process only one message at time.

Durable Entities aka Entity Functions

Entity Functions define operations for reading and updating small piece of state

Entity Functions are functions with special trigger

Entity Functions are accessed using:

- Entity Name
- Entity key

Entity Functions expose operations that can be accessed using:

- Entity Key
- Operation Name
- Operation Input
- Scheduled time

Accessing the Entities

Calling

Two-way (**round-trip**) communication.
You send an operation message to the entity, and then wait for the response message before you continue.
The response message can provide a result value or an error result observed by the caller.

→ **Orchestrator**

Signaling

One-way (**fire and forget**) communication.
You send an operation message but don't wait for a response.
While the message is guaranteed to be delivered eventually, the sender doesn't know when and can't observe any result value or errors.

→ **Orchestrator**
Client
Entity

State

Two-way communication.
You can retrieve the state of an entity

→ **Client**

Anatomy of an Entity

```
[JsonObject(MemberSerialization.OptIn)]
public class CertificationProfileEntity
{
    private readonly ILogger logger;

    public CertificationProfileEntity(ILogger logger)...

    [JsonProperty("firstName")]
    public string FirstName { get; set; }

    [JsonProperty("lastName")]
    public string LastName { get; set; }

    [JsonProperty("email")]
    public string Email { get; set; }

    [JsonProperty("isInitialized")]
    public bool IsInitialized { get; set; }

    [JsonProperty("certifications")]
    public List<Certification> Certifications { get; set; } = new List<Certification>();

    public bool InitializeProfile(CertificationProfileInitializeModel profile)...

    public bool UpdateProfile(CertificationProfileInitializeModel profile)...

    public bool UpsertCertification(CertificationUpsertModel certification)...

    public bool RemoveCertification(Guid certificationId)...

    public bool CleanCertifications()...

    [FunctionName(nameof(CertificationProfileEntity))]
    public static Task Run([EntityTrigger] IDurableEntityContext ctx, ILogger logger)
        => ctx.DispatchAsync<CertificationProfileEntity>(logger);
}
```

Properties (state)

Operations

Entry Function

Durable Entities vs Virtual Actor

	Durable Entities	Virtual Actors (Orleans)
Addressable via Entity ID	✓	✓
Execute operations serially	✓	✓
Created implicit when are called	✓	✓
Garbaged when not used	✓	✓
Durability vs Latency	Durability	Latency
Timeout messaging	No timeout	Timeout
Message order	FIFO	FIFO not guaranteed
Message Deadlock	No deadlock	Deadlock



Certification Profiles Management

Takeaways

- Designed for reliability, not for latency
- Workflow by code
- Similar to Virtual Actor but not the same
- Solve the concurrency issues, but is it the right choice?



bit.ly/MasteringServerless

Thanks for your attention!!!!!

Massimo Bonanni

Azure Technical Trainer

massimo.bonanni@microsoft.com
@massimobonanni

Connect with me on LinkedIn

linkedin.com/in/massimobonanni/

References

- Azure Functions Documentation
  https://docs.microsoft.com/en-US/azure/azure-functions/
- Durable Functions overview
  https://docs.microsoft.com/en-us/azure/azure-functions/durable/durable-functions-overview?tabs=csharp
- Developer's guide to durable entities in .NET
  https://docs.microsoft.com/en-us/azure/azure-functions/durable/durable-functions-dotnet-entities
- Entity Functions
  https://docs.microsoft.com/en-us/azure/azure-functions/durable/durable-functions-entities?tabs=csharp
- Durable Task Framework
  https://github.com/Azure/durabletask
- GitHub Demo
  https://github.com/massimobonanni/StatefulPatternFunctions